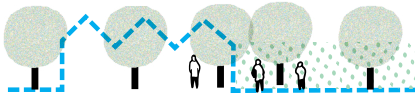


# Concept Design Strategies

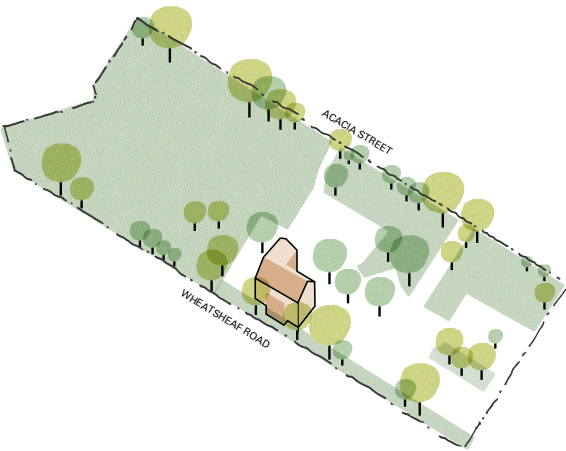
'To create a model community precinct that connects people, place and nature.'

1



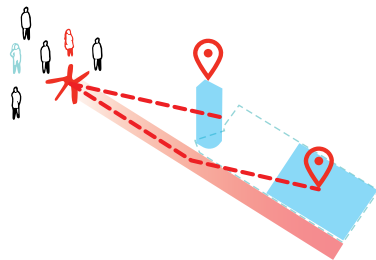
## Begin with Nature

Significant trees on site and the existing reserve provide reference points for the design response.



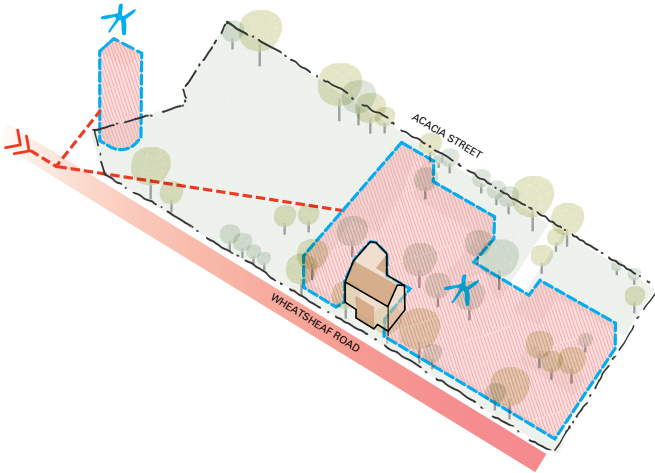
'The Glenroy Community Hub offers a positive pathway to education, health and wellbeing for all residents.'

2



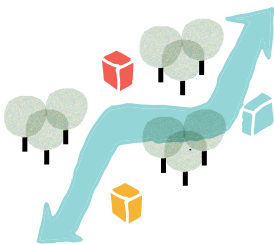
## Establish Activation

Establish connection to the activity centre and identity for the Hub.



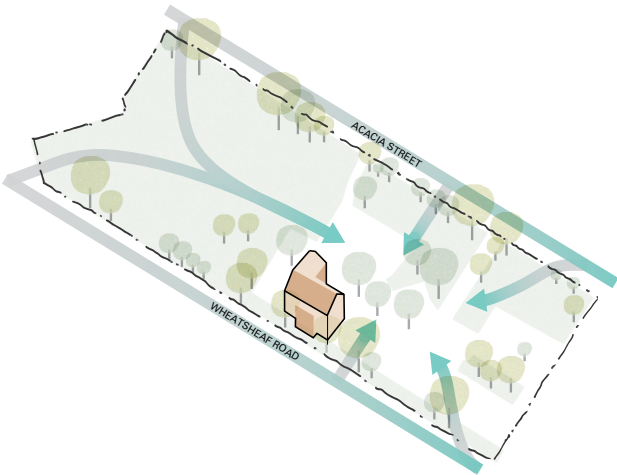
'The Hub provides a range of family and children's services to support, inspire and connect them.'

3



## Connect through Nature

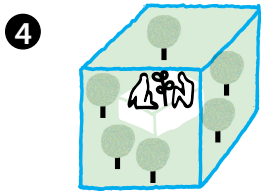
Movement through the building and site prioritises the experience of nature.



'The facility is permeable from the street and park and encourage visitation.'

# Concept Design Strategies

'To create a model community precinct that connects people, place and nature.'

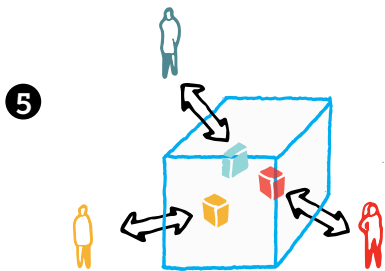


## Restorative Garden

The public garden mediates between the reserve and Hub's building. The private garden at the 'heart' of the building provides users with a restorative connection with nature in a protected environment.



'Glenroy's new heart fosters a healthier, more capable and more cohesive community.'

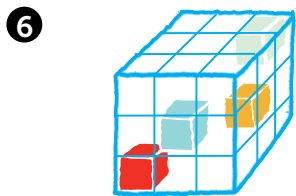


## Unite Community

The Hub fosters the creation of a united community, combining public and private realm with community facilities.

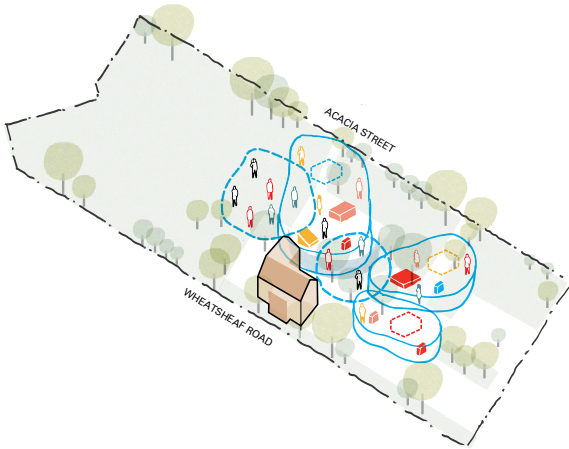


'Encounter the wider community at the community health centre, local learning centre on site and at the community garden.'



## Adaptability and Flexibility

Design that enables and responds to future change.



'Over time, the benefits will be seen in the whole community as well as individual residents.'